



TU250

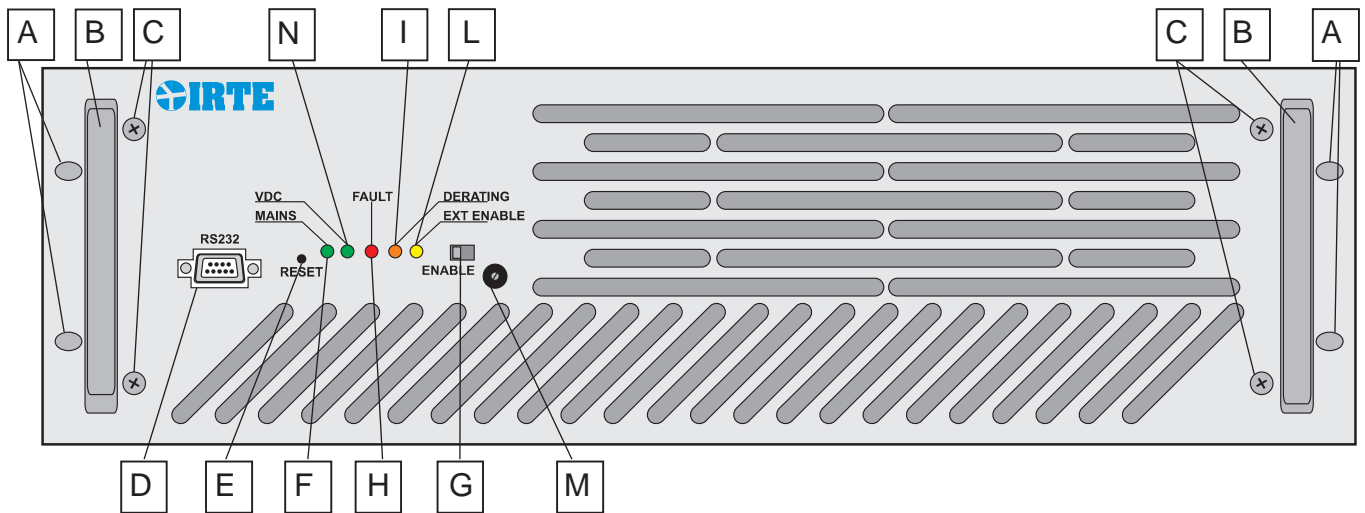
250 W rms
Transmitter and Modulator

Solid State / Air Cooled TX Kit

- Fully Broadband 470-862 MHz
- LDMOS Technology
- Modular design
- All common TV standards
- Dual drive
- Multiple cluster power supply
- COFDM in partnership with :

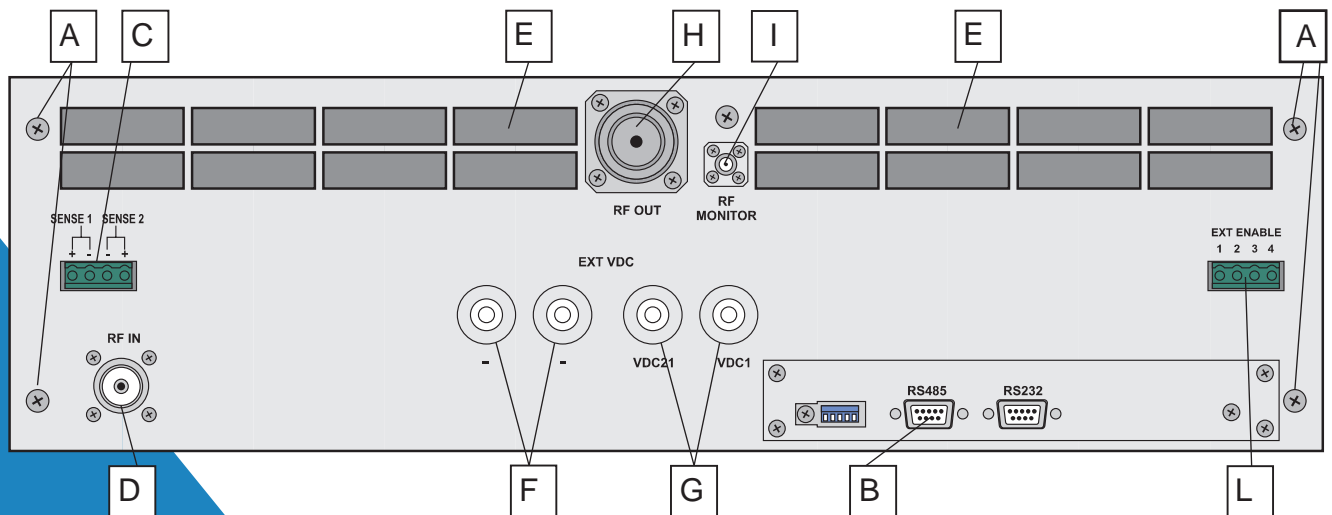


AU-301 FRONT PANEL



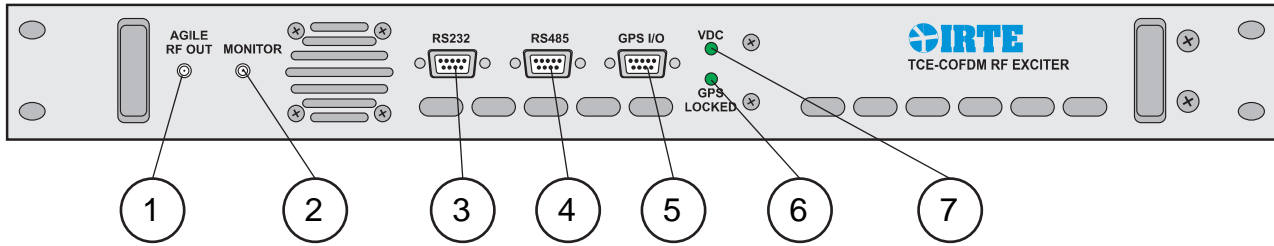
Item	Description	Item	Description
A	Rack fixing holes	G	Local Enable Switch
B	Handles	H	Fault (6 dB below nominal or protection active)
C	Front Panel fixing Screws	I	Derating output power due to temperature
D	RS232 Connector	L	Enable
E	Reset Button	M	Amplifier Gain Regulation
F	Main VAC power supply connected	N	Main VDC on

AU-301 REAR PANEL



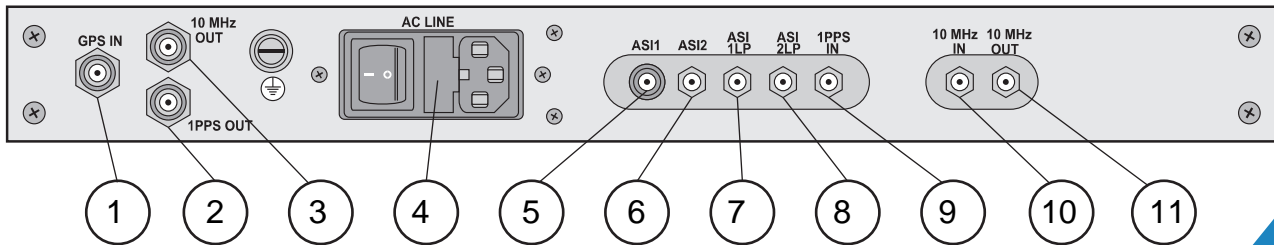
Item	Description
A	Rear Panel Fixing Screws
B	RS485 Connector
C	Senses Connector
D	RF input N Type Connector
E	Rear Exhausted Airflow Outlets
F	GND Power Inputs
G	VDC Power Inputs
H	RF Output 7/16 Connector
I	RF Monitor output SMA Connector
L	External Enable Connection (see G on front panel)

TCE FRONT PANEL



Item	Description
1	Agile RF out – SMA 50 Ω
2	Monitor RF out – SMA 50 Ω
3	Exciter monitoring and control – RS 232 – DB 9 female
4	Exciter monitoring and control – RS 485 – DB 9 female
5	GPS monitoring and control – RS 232 – DB 9 female (optional)
6	Green led indicating GPS locked (optional)
7	Green led indicating DC power OK

TCE REAR PANEL



Item	Description
1	GPS antenna input – TNC 75 Ω (optional)
2	GPS-disciplined 1 PPS out – BNC 50 Ω (optional)
3	GPS-disciplined 10 MHz out – BNC 50 Ω (optional)
4	AC power supply input and switch
5	ASI 1 (HP) input – SMA 75 Ω
6	ASI 2 (HP) input – SMA 75 Ω
7	ASI 1 (LP) input – SMA 75 Ω
8	ASI 2 (LP) input – SMA 75 Ω
9	GPS-disciplined 1 PPS in – SMA 50 Ω
10	GPS-disciplined 10 MHz in – SMA 50 Ω
11	Internal 10 MHz PLL out – SMA 50 Ω

The equipment is basically composed of four main functional blocks:

- 1st **POWER SUPPLY PS-200**
- 2nd **RF AMPLIFIER**
- 3rd **DIGITAL EXCITER TCE**
- 4th **CCU Changeover with SNMP**

AVAILABLE MODELS

MODEL	R.F. OUTPUT POWER	RF COMPOSITION
TU-250	250 W rms	Pre + driver + 4 RF Pallet Amplifier
TU-125	125 W rms	Pre + driver + 4 RF Pallet Amplifier
TU-62.5	62.5 W rms	Pre + driver + 1 RF Pallet Amplifier
TU-25	25 W rms	Pre + driver + 1 RF Pallet Amplifier
TU-12.5	12.5 W rms	Pre + driver + 1 RF Pallet Amplifier

Equipment main features:

- UHF agility over full band without hardware replacements
- DVB-T and DVB-H full compliant
- MFN and SFN operation full compliant
- Hierarchical and non-hierarchical modes full compliant
- Four ASI inputs (HP1, LP1, HP2, LP2)
- Seamless switching on inputs
- Up to 250 W rms output power after band pass filter
- Critical and non-critical mask compliant depending on band pass filter
- RF soft start
- Software controllable Output Power
- MER better than 36 dB for any output power and frequency
- Digital linear precorrection
- Digital non-linear precorrection (AM-AM and AM-PM for lower and higher band)
- Full management by remote MIP
- Single or dual driver with remotable switch-over control unit
- Alarm log
- 19" rack standard size, 24 HU
- Redundant Power supply configuration.



TU250

250 W rms

Transmitter and Modulator

